

maria
mendes

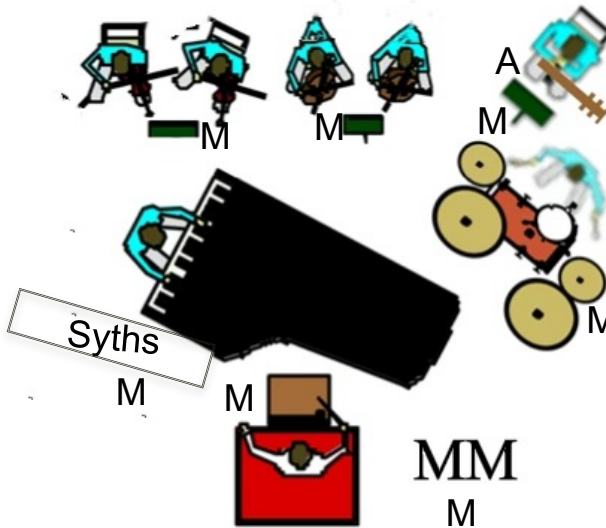
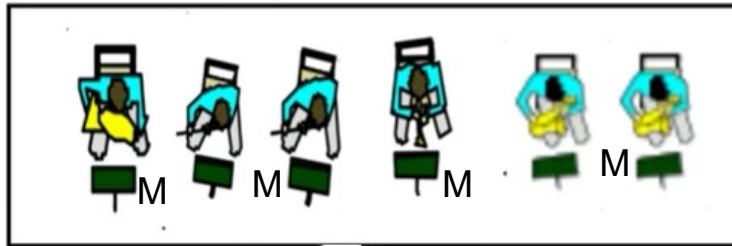
Technical Rider

MM POCKET ORCHESTRA (EN)

- Stage Plan
 - Stage Requirements
 - Patch Setup MM 4tet
- PA, Monitors, Patch Setup Pocket Orchestra
 - Piano + Keyboard Requirements
 - Double bass Requirements
 - Drums Requirements
 - Light Requirements 1, 2, 3
- Dressing Room & Meal Requirements

Stage Plan

Maria Mendes 4Tet + Pocket Orchestra



MM = Maria Mendes
M = monitor
A = bass amp (220V)

Depth 8m

Width 8m to 10m

AUDIENCE

Stage Requirements

The following is needed on stage per musician:

- 1 liter mineral water (better = 2 x 50 ml) in bottle to drink
- 1 fresh towel
- 1 music stand + light

Specific requirements on stage for the singer:

- 1x microphone stand with one mic clip for a d:facto II FA4018VDPAB and for a wireless Shure KMS 9
- artist provides her own microphone **if needed**: either a d:facto II FA4018VDPAB cable mic or the wireless Shure KMS 9 mic

Patch Setup MM 4TET

Channel	Instrument	Stand	Microphones/Specifics
1	Bassdrum	small	D112 or AKG414 or Beta52
2	Snare	medium	SM57
3	Tom 1	medium	Clip on
4	Tom 2	medium	Clip on
5	OverheadL	large	KM184 or Mc 930 or similar
6	OverheadR	large	KM184 or Mc 930 or similar
7	Drums (high hat mic)	medium	Sm57B + Windscreen (if necessary)
9	Double Bass		BSS AR 133 DI-box or similar
10	Double Bass	medium	AT 4040 or similar (in front of bridge)
11	Piano extra	large	SM58 (backing vocals)
12	Piano L	large	KM184 or Mc 930 or similar
13	Piano R	large	KM184 or Mc 930 or similar
14	Keyboard L		Direct box line in
15	Keyboard R		Direct box line in
16	Vocal	large	(artist provides) d:facto II FA4018VDPAB or wireless Shure KMS 9

maria
mendes

PA, Monitor requirements and Patch Set Up for the Pocket Orchestra must be discussed with Maria Mendes

CONTACT: +31 643542607 | INFO@MARIA-MENDES.COM

Piano + Syths Requirements

Specific requirements for the pianist : (to be chosen one of the following models)

- Grand piano in mint condition: Steinway & Sons B,C or D or Yamaha S6,C7,CFIIIs,CFX
- Piano well tuned before the sound check starts and before the concert (A1=440-442 Hz)
- **(Pianist provides his own Keyboard, keyboard cables and pedal)** but please inform if **1 M-Audio axiom 49 or 61 USB** keyboard is available at the venue
- 1 Keyboard adjustable stand
- 2 DI boxes

Double Bass + Amplifier Requirements

Double bass (only in case artist can not provide instrument):

- The instrument has to be in mint condition
- Body: all wood front, sides and back (rumble free!)
- Scale (between bridge and top nut): 104 – 106,5 cm (3/4 or 7/8)
- “D-scale” neck (1st finger in 4th position)
- Adjustable bridge, max. height of the strings at fingerboard end:
E string: 9 mm | A string: 8 mm | D string: 7 mm | G string: 6 mm.
- Strings: Evah Pirazzi (medium) or Thomastik Spirocore (medium)
- Pick up: The Realist (David Gage)
- End pin length: min. 35 cm
- French Bow + Pops Rosin

Bass Amplifier:

- **Jasper Somsen is endorsed by MarkBass amplifiers!**
- First choice: Mark Bass Little Mark CMD 121 combo
- Festivals choice: Mark Bass Little Mark 800 tube + HR104 Cabinet
- Alternative choice: Gallien-Krueger or David Eden amps & cabinets
- Please note: 10 and/or 12 inch speakers only. No 15 inch speakers!

1x Large cardioid microphone (AT4040), mounted with rubber bands in bridge or a DPA 4099 goose neck + DPA string mount

Drums Requirements

Preferably a good quality YAMAHA maple drumkit (Gretsch USA | DW – Collectors | Sonor – SQ2)
in mint condition, consisting of:

Shells

01 x Bass Drum - 18" x 14"
01 x Snare Drum - 14" x 6,5" or 6"
01 x Tom - 12" x 8"
01 x Floor Tom – 14" x14"
01 x Glockenspiel on stand (2-3 octaves)

Hardware

01 x Bass Drum Pedal (DW or Yamaha)
01 x Hi Hat Stand Pedal
02 x Snare Drum Stand
04 x Boom Cymbal Stands
01 x Drum Throne
01 x - drumcarpet

PLEASE PROVIDE:

Toms and Snares:

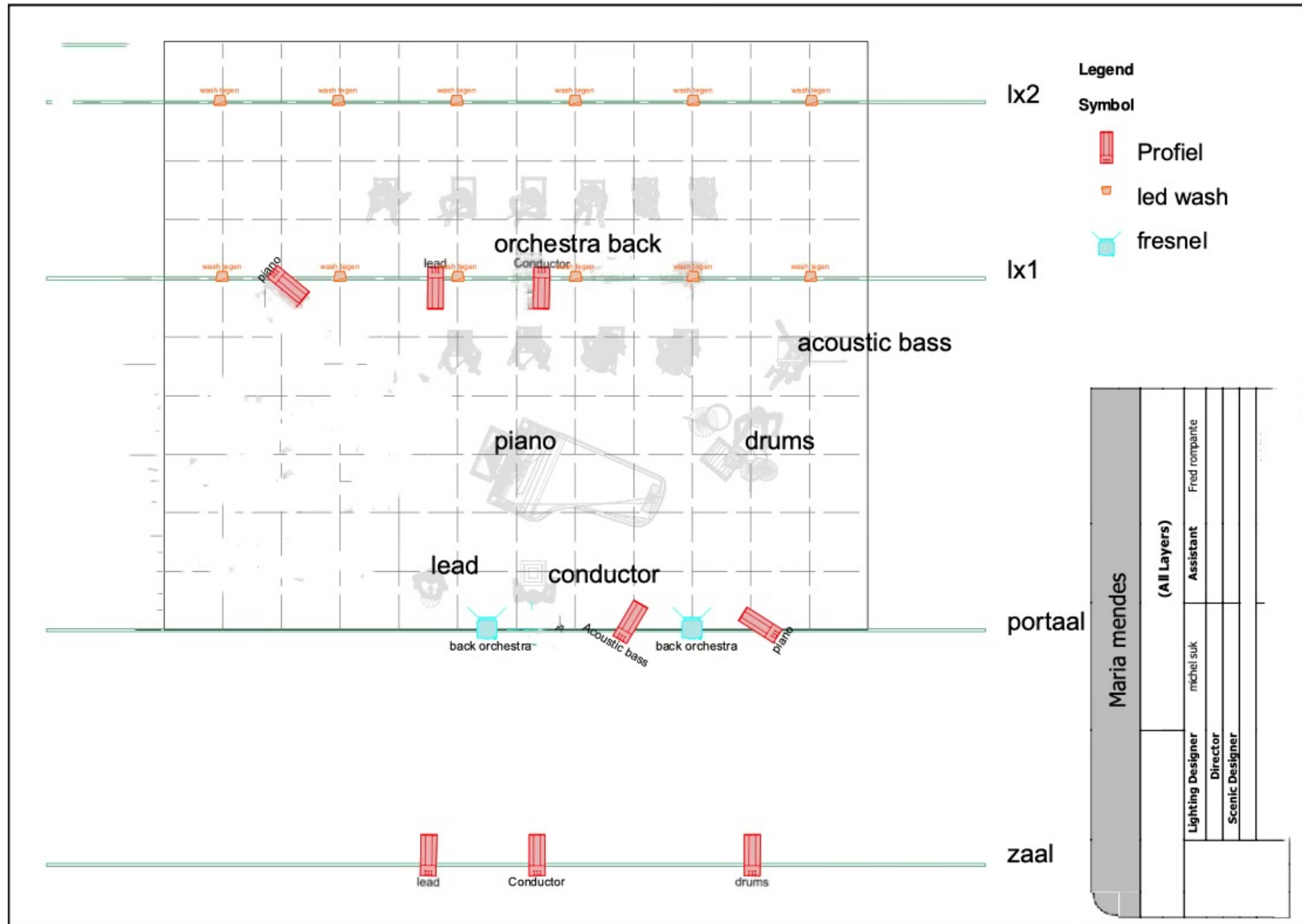
Batter Heads – Remo Coated Vintage A or Ambassador
Resonant Heads – Remo Clear Diplomat and Clear Diplomat HAZZY on Snare

Bass Drum

Batter Head – Remo Coated Ambassador
Resonant (front) – Remo Fiberskyn 3 Ambassador or Coated

** please make sure all drum heads are new*

Light requirements 1



Light requirements 2

Lightscript rev 2 DD 18-4-2022 Maria Mendes

Light Script 1st part			Spot	Wash	Decor
BARCO NEGRO <i>Women's description of saying goodbye to their man. They are fisherman and will die at sea. Nostalgic love/sad song</i>		Backlight and led wash Back on lead singer only. When piano starts backlight on. Blackout at the end of the song. Small song vocals lead. Halfway song gets bigger. Keep low level front on all musicians Conductor always on except in short blackout at end of song.	Ow back lead	Dark blue	
HÁ UMA MÚSICA DO POVO <i>The feeling of not belonging anywhere and finding life's purpose through music. Hopeful song</i>		Deep blue + Backlight on every musician, some front light on lead singer. Keep low level front on all musicians. Conductor always on	Cyan	Blue	
TUDO ISTO É FADO <i>Everything around us is Fado, from nature to my way of expressing myself. Happy song</i>		Deep amber, backlight on piano solo, front light on lead singer. Keep low level front on all musicians Blackout at the end of the song. Conductor always on except in short blackout at end of song.	CTO	Amber	
FOI DEUS <i>Finding peace and purpose in life through music and fado</i>		All blue cyan + backlight. Keep low level front on all musicians. Conductor always on	LI8I	LI26	
ASAS FECHADAS <i>Poetry about wishing to be hopeful and happier. Sad song</i>	Spot with GOBO if available	All deep blue. Keep low level front on all musicians. Conductor always on.	Blue	LI28	
DANÇA DO AMOR <i>My love story. Romantic happy song</i>		All red, led pars only + Backlight on piano solo, Keep low level front on all musicians. Conductor always on	LA	LI06	
HERMETO'S FADO FOR MARIA <i>A samba vibrant take on what a sad song can sound like if transformed into happy song</i>	Spot with GOBO if available	All amber + backlight on Keys solo. Blackout at the end of the song. Conductor always on except in short blackout at end of song. Conductor always on except in short blackout at end of song.	CTO	Amber	

Light requirements 3

Light Script 2 nd part			Spot	Wash	Decor
<u>E SE NÃO FOR FADO</u> <i>Realizing that my reality of what fado means to me can be felt different for someone else. Beautiful poetry and positive song</i>		Blue + lead backlight smooth + backlight on piano solo. Keep low level front on all musicians. Conductor always on	Blue	L106	
<u>VERDES ANOS</u> <i>Nostalgic song about the youth years, memories of childhood</i>		All CTB, go along with the music in the “rocky” parts go crazy, then the music goes down so go along and leave only the backlights, then towards the end rock again. Keep low level front on all musicians Blackout at the end of the song. Conductor always on except in short blackout at end of song.	CTB	CTB	
<u>FADO DA INVEJOSA</u> <i>ironic and funny story. It describes a young girl, walking down the streets of Lisbon, hand in hand with her mother, complaining with jealousy of how all of the other girls in her neighbourhood have found love and are prettier than her. The song finishes with her kind mother teaching her a lesson.</i>		Warm colors halfway the song. Intro mysterious and small use light blue. OW back light on singer when start singing. Fade at end of song keep backlight singer and fade when she stops. Conductor always on except in short blackout at end of song.	L106	L135	
<u>COM QUE VOZ</u> <i>Melancholic love, with defeated feeling of controlling happiness. Sad song</i>		Use dark blue colors. Backlight Ow very low level front light. Conductor always on	OW	L181	
<u>O MEU CORAÇÃO SEM DIREITO</u> <i>The heart can fool you in love, as if he commands your life and makes you prisoned of the wrong choices. Ironic poetry, not a sad song</i>		Happy mid up tempo use lavender amber colors. Conductor always on	OW	L180	
<u>QUANDO EU ERA PEQUENINA</u> <i>Traditional Portuguese song, usually sung for kids, but with lyrics that express the raw circle of life from living and dying</i>		Small intro jazzy halfway song mood opens. Change moods when song changes intensity. Conductor always on	L135	L116	

Dressing Room & Meal Requirements

- minimum of 3 (three) dressing rooms: 1 small + 2x large
- Proper dressing room and safety:
 - in the vicinity of the stage
 - contain a private toilet (or easy access to backstage toilet)
 - clean, heated and lockable
 - with mirrors and minimum of 10 seats (for larger room) and 4 seats (for smaller room)
 - adequate lighting and wall sockets (220watts)
- 10 towels in each larger dressing room and 3 towels in for the smaller room
- Drinks in total for 3 dressing rooms: 30x 0,5 L bottled still water (non cooled); beer; coffee and tea
- Food: fruit, sandwiches (vegetarian & non-vegetarian) - please do not remove until after departure of the crew
- Lunch/Dinner: warm meal (free of charge) provided to the musicians and crew. Please provide lunch for when the concert is scheduled before 5 PM. Please provide dinner when the concert is scheduled after 5 PM (the exact amounts will be communicated later)
- 1x gluten/lactose free (no onion and garlic, no panga fish and salmon)
- 14x regular meal (no raw onion and garlic, no panga fish and salmon)